Art997T - 1/2" - 4"

PN16/40 Stainless Steel 3-Way (T-Port) Ball Valve



Features

- Flanged PN16 / PN40
- ISO 5211 Direct Mount
- PTFE seats & seals
- Locking Device
- T port

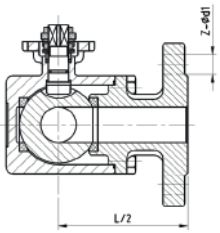

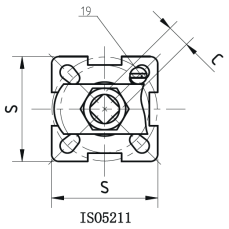

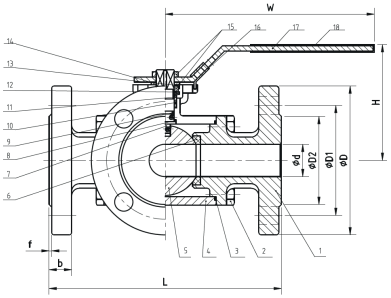

Technical data

Max pressure: ½" - 2" 40 Bar
2½" - 4" 16 Bar
Working temp: -25°C to +180°C

Ball Positions

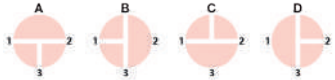

DN	15	20	25	32	40	50	65	80	100
d	15	20	25	32	40	49	62	75	99
L	152	167	180	190	212	230	290	310	350
D	95	105	115	140	150	165	185	200	220
D1	65	75	85	100	110	125	145	160	180
D2	45	58	68	78	88	02	122	138	158
b	16	18	18	18	18	20	18	20	20
f	2	2	2	2	3	3	3	3	3
H	77	84	93	113	121	126	175	188	211
W	130	161	163	209	209	209	450	500	550
C	9	11	11	14	14	14	17	17	17
ISO 5211	F03 / F04	F04 / F05	F04 / F05	F05 / F07	F05 / F07	F05 / F07	F07/F10	F07/F10	F07/F10
Z-Ød1	4-Ø14	4-Ø14	4-Ø14	4-Ø18	4-Ø18	4-Ø18	4-Ø18	8-Ø18	8-Ø18
h	48	53	58.5	71	77.5	85	110	122.5	145.5
s	42.6	50.4	50.4	66.5	66.5	66.5	93.6	93.6	93.6
Kv Pos.A	13	20	39	50	96	192	264	351	653
Kv Pos.B&D	4	6	11	19	36	68	100	148	245
Kv Pos.C	5	8	15	25	51	102	120	198	320
N.m*	12	16	22	32	45	60	100	150	250
Kgs	3.4	5.3	7.3	10.3	14.1	18.2	26.6	38.3	56.9

*Raw torque. No safety factor applied.

ValvesTubesFittings.com

N.	Part Name	Materials
1	Cap	CF8M
2	Bolt	Stainless Steel 304
3	Body Gasket	PTFE
4	Body	CF8M
5	Ball	Stainless Steel 316
6	Ball Seat	R-PTFE (15%)
7	Stem	Stainless Steel 316
8	Thrust Washer	PTFE
9	O-Ring	Viton
10	Stem Packing	PTFE
11	Packing Ring	Stainless Steel 304
12	Bellevlle Washer	Stainless Steel 301
13	Nut Stopper	Stainless Steel 304
14	Plate Washer	Stainless Steel 304
15	Nut	Stainless Steel 304
16	Lock Device	Stainless Steel 304
17	Handle	Stainless Steel 304
18	Plastic Cover	Plastic
19	Stop Pin	Stainless Steel 304

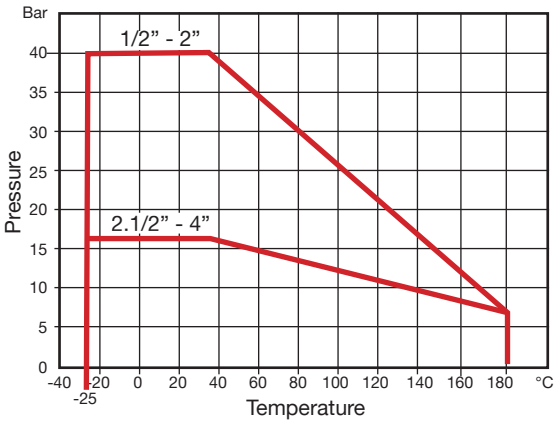

ValvesTubesFittings.com

Art997T - 5" - 6"

PN16 Stainless Steel 3-Way (T-Port) Ball Valve



Features

- Flanged PN16
- PTFE seats & seals
- T port
- ISO 5211 Direct Mount

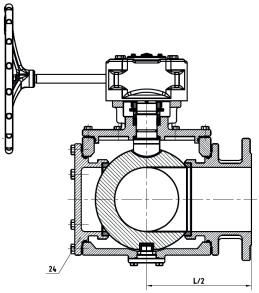

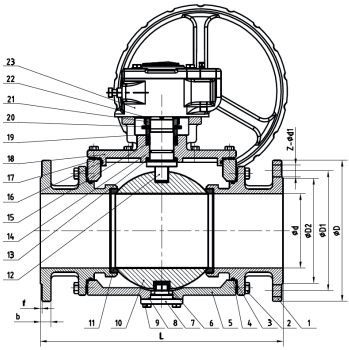

Technical data

Max pressure: 16 Bar
Working temp: -25°C to +180°C

Ball Positions

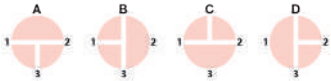

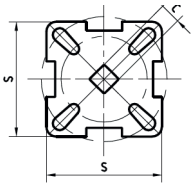

DN	125	150	200
d	125	150	200
L	460	490	620
D	250	285	340
D1	210	240	295
D2	188	212	268
b	3	3	3
f	22	22	24
C	36	36	36
S	160	160	160
Z-Ød1	8-Ø18	8-Ø22	12-Ø22
ISO5211	F14/F16	F14/F16	F14/F16
Kv Pos.A	910	1417	3027
Kv Pos.B&D	341	531	1135
Kv Pos.C	364	638	1362
N.m*	360	580	680
Kgs	100	155	215

*Raw torque. No safety factor applied.

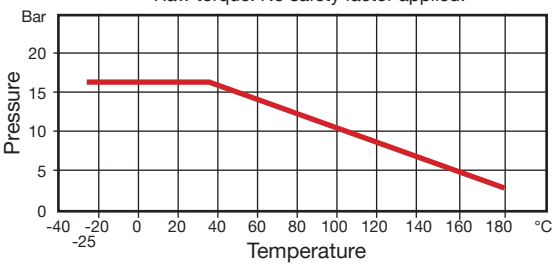

N.	Part Name	Materials
1	Cap	CF8M
2	Bolt	Stainless Steel 304
3	Body Gasket	R-PTFE
4	O-Ring A	Viton
5	Body	CF8M
6	Bushing	R-PTFE
7	Trunnion	CF8M
8	Trunnion Gasket A	R-PTFE
9	Trunnion Bolt	Stainless Steel 304
10	Ball	Stainless Steel 316
11	Ball Seat	R-PTFE
12	Stem	Stainless Steel 316
13	Thrust Washer	R-PTFE
14	O-Ring B	Viton
15	Stem Packing	PTFE
16	O-Ring C	Viton
17	Trunnion Gasket B	R-PTFE
18	Bonnet	CF8M
19	Packing Ring	Stainless Steel 304
20	Bellevlle Washer	Stainless Steel 301
21	Nut	Stainless Steel 304
22	Nut Stopper	Stainless Steel 304
23	Handwheel	Ductile Iron
24	Blind Cap	CF8M

ValvesTubesFittings.com